













 similar appearance		
<b>Technical data*</b>	<b>screen portable</b>	<b>screen eco</b>	<b>screen portable eco</b>	<b>screen m</b>	<b>screen electro</b>	<b>screen electro</b>
Description	transportable screen	transportable screen	transportable screen	screen with crank mechanism for fixed installation	screen with electric drive mechanism for fixed installation	screen with electric drive mechanism for fixed installation, black border on top 100 cm
Format	4:3	1:1	4:3	1:1	1:1	1:1
External dimensions	151 x 138 cm (59.4" x 54.3")	180 x 180 cm (70.9" x 70.9")	160 x 120 cm (63.0" x 47.2")	180 x 180 cm (70.9" x 70.9")	180 x 180 cm (70.9" x 70.9")	203 x 203 cm (79.9" x 79.9")
Projection area (W x H)	146 x 110 cm (57.5" x 43.3")	172 x 172 cm (68.0" x 68.0")	156 x 117 cm (61.4" x 46.1")	173 x 173 cm (68.1" x 68.1")	172 x 172 cm (67.7" x 67.7")	195 x 195 cm (76.8" x 76.8")
Max. height	215 cm (84.6")	250 cm (98.4")	200 cm (78.7")	-----	-----	-----
Gain factor	1	1,2	1,2	1	1	1
Transport dimensions (W x H x D)	73.4")	18.0 x 18.0 x 200 cm (7.1" x 7.1" x 78.7")	25.4 x 8.5 x 174 cm (10.0" x 3.3" x 68.5")	75.9")	225 x 14 x 14 cm (88.6" x 5.5" x 5.5")	244 x 14 x 14 cm (96.1" x 5.5" x 5.4")
Other features	Rapid assembly by means of automatic lifting device	Inclination of the projection area can be set		Unrolling and rolling is automatically limited, suitable for wall and ceiling assembly	suitable for wall and ceiling assembly	suitable for wall and ceiling assembly
Order information	ZU 0061 60 0040	ZU 0061 60 0050	ZU 0061 60 0060	ZU 0061 60 0020	ZU 0061 60 0010	ZU 0061 60 0070
						
<b>Technical data*</b>	<b>screen electro</b>	<b>screen electro</b>	<b>screen electro</b>	<b>screen electro</b>	<b>screen electro</b>	<b>screen electro</b>
Description	screen with electric drive mechanism for fixed installation	screen with electric drive mechanism for fixed installation, black border on top 50 cm	screen with electric drive mechanism for fixed installation, black border on top 50 cm	screen with electric drive mechanism for fixed installation, black border on top 50 cm	screen with electric drive mechanism for fixed installation, black border on top 100 cm	screen with electric drive mechanism for fixed installation, black border on top 100 cm
Format	1:1	4:3	4:3	4:3	16:9	16:9
External dimensions	244 x 244 cm (96.1" x 96.1")	180 x 185 cm (70.9" x 72.8")	203 x 203 cm (79.9" x 79.9")	244 x 233 cm (96.1" x 91.7")	180 x 201 cm (70.9" x 79.1")	203 x 214 cm (79.9" x 84.3")
Projection area (W x H)	236 x 236 cm (92.9" x 92.1")	172 x 127 cm (67.7" x 26.7")	195 x 145 cm (76.8" x 57.1")	236 x 175 cm (92.9" x 36.1")	172 x 93 cm (67.7" x 36.6")	195 x 106 cm (76.8" x 41.7")
Max. height	-----	-----	-----	-----	-----	-----
Gain factor	1	1	1	1	1	1
Transport dimensions (W x H x D)	285 x 14 x 14 cm (112.2"x5.5"x5.5")	221 x 14 x 14 cm (87.0"x5.5"x5.5")	244 x 14 x 14 cm (96.1"x5.5"x5.5")	285 x 14 x 14 cm (112.2"x5.5"x5.5")	221 x 14 x 14 cm (87.0"x5.5"x5.5")	244 x 14 x 14 cm (96.1"x5.5"x5.5")
Other features	suitable for wall and ceiling assembly	suitable for wall and ceiling assembly	suitable for wall and ceiling assembly	suitable for wall and ceiling assembly	suitable for wall and ceiling assembly	suitable for wall and ceiling assembly
Order information	ZU 0061 60 0100	ZU 0061 60 0110	ZU 0061 60 0080	ZU 0061 60 0120	ZU 0061 60 0130	ZU 0061 60 0090

						
<b>Technical data*</b>	<b>screen electro</b>	<b>screen w</b>	<b>screen w</b>	<b>screen w</b>	<b>screen w</b>	<b>screen w</b>
Description	screen with electric drive mechanism for fixed installation, black border on top 100 cm	screen with spring mechanism for fixed installation	screen with spring mechanism for fixed installation	screen with spring mechanism for fixed installation	screen with spring mechanism for fixed installation	screen with spring mechanism for fixed installation, black border on top 50 cm
Format	16:9	1:1	1:1	1:1	4:3	4:3
External dimensions	244 x 237 cm (96.1" x 93.3")	180 x 180 cm (70.9" x 70.9")	203 x 203 cm (79.9" x 79.9")	244 x 244 cm (96.1" x 96.1")	180 x 185 cm (70.9" x 72.8")	203 x 203 cm (79.9" x 79.9")
Projection area (W x H)	236 x 129 cm (92.9" x 50.1")	172 x 172 cm (67.7" x 67.7")	195 x 195 cm (76.8" x 76.8")	236 x 236 cm (92.9" x 92.9")	172 x 127 cm (67.7" x 50")	195 x 145 cm (76.8" x 57.1")
Max. height	-----	-----	-----	-----	-----	-----
Gain factor	1	1	1	1	1	1
Transport dimensions (W x H x D)	285 x 14 x 14 cm (112.2"x5.5"x5.5")	196 x 13 x 12 cm (77.2" x 5.1" x 4.7")	219 x 13 x 12 cm (86.2"x5.1"x4.7")	260 x 15 x 14 cm (102.4"x5.9"x5.5")	196 x 13 x 12 cm (77.2"x5.1"x4.7")	219 x 13 x 12 cm (86.2"x5.1"x4.7")
Other features	suitable for wall and ceiling assembly	suitable for wall and ceiling assembly	suitable for wall and ceiling assembly	suitable for wall and ceiling assembly	suitable for wall and ceiling assembly	suitable for wall and ceiling assembly
Order information	ZU 0061 60 0140	ZU 0061 60 0030	ZU 0061 60 0150	ZU 0061 60 0160	ZU 0061 60 0170	ZU 0061 60 0180
						
<b>Technical data*</b>	<b>screen w</b>	<b>screen w</b>	<b>screen w</b>	<b>screen w</b>		
Description	screen with spring mechanism for fixed installation, black border on top 50 cm	screen with spring mechanism for fixed installation, black border on top 100 cm	screen with spring mechanism for fixed installation, black border on top 100 cm	screen with spring mechanism for fixed installation, black border on top 100 cm		
Format	4:3	16:9	16:9	16:9		
External dimensions	244 x 233 cm (96.1" x 91.7")	180 x 201 cm (70.9" x 79.1")	203 x 214 cm (79.9" x 84.3")	244 x 237 cm (96.1" x 93.3")		
Projection area (W x H)	236 x 175 cm (92.9" x 68.9")	172 x 93 cm (67.7" x 36.6")	195 x 106 cm (76.8" x 41.7")	236 x 129 cm (92.9" x 50.8")		
Max. height	-----	-----	-----	-----		
Gain factor	1	1	1	1		
Transport dimensions (W x H x D)	260 x 15 x 14 cm (102.4"x5.9"x5.5)	196 x 13 x 12 cm (77.2"x5.1"x4.7")	219 x 13 x 12 cm (86.2"x5.1"x4.7")	260 x 15 x 14 cm (102.4"x5.9"x5.5)		
Other features	suitable for wall and ceiling assembly	suitable for wall and ceiling assembly	suitable for wall and ceiling assembly	suitable for wall and ceiling assembly		
Order information	ZU 0061 60 0190	ZU 0061 60 0200	ZU 0061 60 0210	ZU 0061 60 0220		

\*Errors excepted. All data subject to change without notice - updated on July 2004